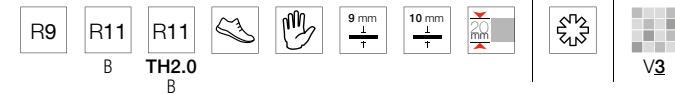


LES MURS

Gres Porcellanato Colorato In Massa . Porcelain Stoneware Coloured In Body
Grès Cérame Coloré Dans La Masse . Durchgefärbtes Feinsteinzeug

TECH INFO



SIZES

61,5x121
24"x48"



90x90
36"x36"



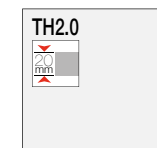
61,5x61,5
24"x24"



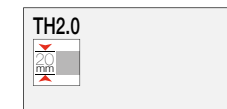
61x61
24"x24"



60x60
24"x24"



45x90
18"x36"



30,8x61,5
12"x24"



30,4x61
12"x24"



SURFACES

TH2.0 - Rettificato . Rectified . Rectifié . Rektifiziert

45x90 (TH2.0 Tag, TH2.0 Spray)

60x60 (TH2.0 Tag, TH2.0 Spray)

Naturale . Natural . Naturel . Natur

30,8x61,5 (Stencil, Spray, Tag, Sponge)

61,5x61,5 (Stencil, Spray, Tag, Sponge)

Sabbiato . Sandy . Antidérapant . Rau

61,5x61,5 (Stencil, Sponge)

Rettificato . Rectified . Rectifié . Rektifiziert

30,4x61 (Stencil, Spray, Tag, Sponge)

61x61 (Stencil, Spray, Tag, Sponge)

61,5x121 (Stencil, Spray, Tag, Sponge)

90x90 (Stencil, Sponge)

Lappato in cresta . Honed . Semi-poli . Geläpft

61x61 (Stencil, Spray, Tag, Sponge)

61,5x121 (Stencil, Spray, Tag, Sponge)

90x90 (Stencil, Sponge)

STENCIL

SPRAY

TAG

SPONGE



PAVIMENTO.FLOOR

LES MURS SPONGE 61x61 • 24"x24" RETT.

RIVESTIMENTO.WALL TILE

LES MURS SPONGE 30,4x61 • 12"x24" RETT.

LES MURS SPONGE MOSAICO 30,2x30,2 • 12"x12"

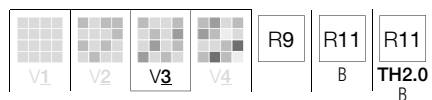


LES MURS SPRAY 61,5x121 • 24"x48" RETT.



LES MURS STENCIL 61,5x61,5 • 24"x24"
LES MURS STENCIL 61,5x61,5 • 24"x24" SABB.

LES MURS



GRES PORCELLANATO COLORATO IN MASSA . PORCELAIN STONEWARE COLOURED IN BODY
GRÈS CÉRAMÉ COLORÉ DANS LA MASSE . DURCHGEFÄRBTES FEINSTEINZEUG

Naturale . Natural . Naturel . Natur • **Rettificato** . Rectified . Rectifié . Rektifiziert • **Lappato in cresta** . Honed . Semi-poli . Geläpft
Sabbaiato . Sandy . Antidérapant . Rau • **Rettificato TH2.0** . Rectified TH2.0 . TH2.0 Rectifié . Rektifiziert TH2.0

STENCIL

30,8x61,5 . 12"x24"	NATURALE	24,07	R9	9 mm
30,4x61 . 12"x24"	RETTIFICATO	28,70	R9	9 mm
61,5x61,5 . 24"x24"	NATURALE	27,78	R9	10 mm
61,5x61,5 . 24"x24"	SABBIATO	29,32	R11 B	10 mm
61x61 . 24"x24"	RETTIFICATO	32,41	R9	10 mm
61x61 . 24"x24"	LAPPATO	44,75		10 mm
61,5x121 . 24"x48"	RETTIFICATO	41,67	R9	10 mm
61,5x121 . 24"x48"	LAPPATO	58,64		10 mm
90x90 . 36"x36"	RETTIFICATO	47,84	R9	10 mm
90x90 . 36"x36"	LAPPATO	69,44		10 mm

SPRAY

30,8x61,5 . 12"x24"	NATURALE	24,07	R9	9 mm
30,4x61 . 12"x24"	RETTIFICATO	28,70	R9	9 mm
61,5x61,5 . 24"x24"	NATURALE	27,78	R9	10 mm
61x61 . 24"x24"	RETTIFICATO	32,41	R9	10 mm
61x61 . 24"x24"	LAPPATO	44,75		10 mm
61,5x121 . 24"x48"	RETTIFICATO	41,67	R9	10 mm
61,5x121 . 24"x48"	LAPPATO	58,64		10 mm

TH2.0 - Spray • 20MM

45x90 . 18"x36"	RETTIFICATO	60,19	R11 B	
60x60 . 24"x24"	RETTIFICATO	57,10	R11 B	

TAG

30,8x61,5 . 12"x24"	NATURALE	24,07	R9	9 mm
30,4x61 . 12"x24"	RETTIFICATO	28,70	R9	9 mm
61,5x61,5 . 24"x24"	NATURALE	27,78	R9	10 mm
61x61 . 24"x24"	RETTIFICATO	32,41	R9	10 mm
61x61 . 24"x24"	LAPPATO	44,75		10 mm
61,5x121 . 24"x48"	RETTIFICATO	41,67	R9	10 mm
61,5x121 . 24"x48"	LAPPATO	58,64		10 mm

TH2.0 - Tag • 20MM

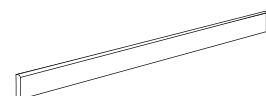
45x90 . 18"x36"	RETTIFICATO	60,19	R11 B	
60x60 . 24"x24"	RETTIFICATO	57,10	R11 B	

Pezzi speciali Trims - Pièces spéciales - Formstücke



BATTISCOPA
7,5x61,5 . 3"x24"

STENCIL Nat.	6,48
SPRAY Nat.	6,48
TAG Nat.	6,48
SPONGE Nat.	6,48




BATTISCOPA
7,5x90 . 3"x36"

STENCIL Rett.	13,27
SPONGE Rett.	13,27



LES MURS TAG 61,5x61,5 • 24"x24"

Decor - Decors - Decors - Dekore



MOSAICO 81 PZ. (3x3)
30,2x30,2 . 12"x12"

STENCIL	13,58
SPRAY	13,58
TAG	13,58
SPONGE	13,58




MOSAICO LINEARE 18 PZ.
30,2x30,2 . 12"x12"

STENCIL	13,27
SPRAY	13,27
TAG	13,27
SPONGE	13,27



MOSAICO MIX 144 PZ. (2,3x2,3)
30,2x30,2 . 12"x12"

MIX	15,43
-----	-------



Nei formati rettangolari si consiglia la posa sfalsata irregolare del prodotto onde evitare problemi di planarità.

For the rectangular sizes is it advisable to stagger the product irregularly when laying it to avoid problems in flatness.

Pour les formats rectangulaire nous vous conseillons d'adopter la pose irrégulière à joints décalés pour le produit à fin d'éviter tout problème de planéité.

Für die Rechteckig Formate empfehlen wir die unregelmäßige versetzte Verlegung dieser Fliese, um Probleme mit der Ebenfähigkeit zu vermeiden.

Per i materiali lappati vedi istruzioni pag. 344

For polished materials, see instruction page 344

Pour les articles en finition lappato, voyez instructions à la page 344

Fuer die polierte Materialien, siehe Hinweise auf Seite 344